

Specification	ZDC housing and handle	PA housing,ZDC handle
	Model	Model
GH=18	MS705-3U-1	MS705-3U-1F
GH=28	MS705-3U-2	MS705-3U-2F
GH=36	MS705-3U-3	MS705-3U-3F
GH=62	MS705-3U-4	MS705-3U-4F



RL **IP65**

Main material and finish :
Black powder coated ZDC housing or black PA housing, white zinc-plated steel cam

Application :
Quarter-turn opening or closing

Quarter Turn Locks

Compression Locks & Latches

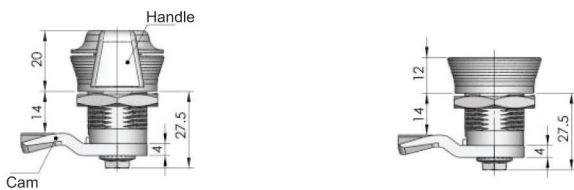
Handle Locks

Rod Control Locks

Electronic Locks

Canopy Locks, Handles & Door Stay

Hinges



RL

Main material and finish :
Green powder coated ZDC handle, housing and insert, white zinc plated steel cam.

Application :
Quarter-turn opening or closing

9 Fold Accessories

Sealing Profiles


Fan Filter

Panel Fasteners

Sleeve & Termination

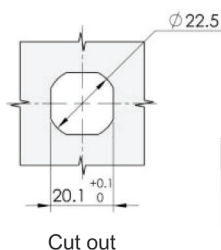
Wiring Accessories

Connectors



MS705-K01

MS705-K02



Specification	Model
Handle	MS705-K01
Double bit	MS705-K02

Cut out