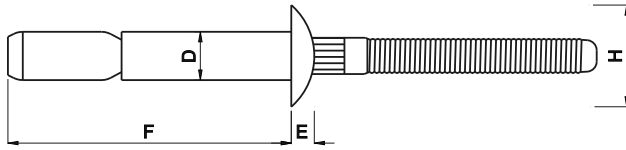




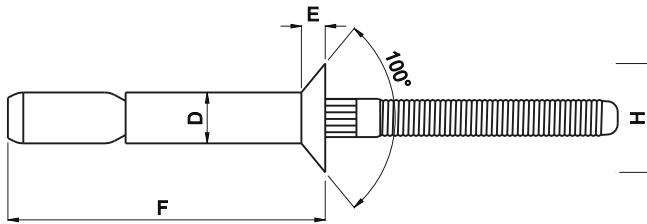
**C-LOCK SERIES - DOME HEAD**



D Nom.	Art.Code	F Max.	Grip Range		H Max.	E	Drill No. Hole Size	Shear* LBS	Tensile* LBS
			inch	mm					
4.8 3/16"	SS-C-LOCK 0604	18.2	.062" ~ .250"	1.58 ~ 6.85	10.2	2.3	#10 4.93 ~ 5.18	1300 5785 N	1000 4450 N
6.4 1/4"	SS-C-LOCK 0806	25.3	.080" ~ .375"	2.03 ~ 9.53	13.5	2.9	G 6.6 ~ 7.0	2400 10675 N	1850 8230 N
	SS-C-LOCK 0810	35.6	.080" ~ .625"	2.03 ~ 15.87					

**Material : Steel**  
**Finish : Zinc Plating**

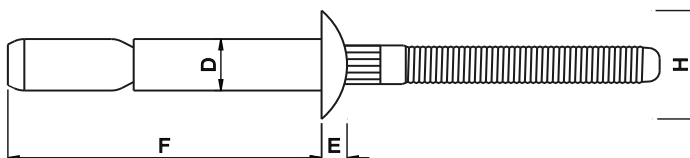
**C-LOCK SERIES - CSK HEAD**



D Nom.	Art.Code	F Max.	Grip Range		H Max.	E	Drill No. Hole Size	Shear* LBS	Tensile* LBS
			inch	mm					
4.8 3/16"	SS-C-LOCK 0606C	20.2	.125" ~ .331"	3.17 ~ 8.41	8.8	1.8	#10 4.93 ~ 5.18	1300 5785 N	1000 4450 N
6.4 1/4"	SS-C-LOCK 0808C	28.3	.170" ~ .475"	4.32 ~ 12.07	10.6	2	G 6.6 ~ 7.0	2400 10675 N	1850 8230 N

**Material : Steel**  
**Finish : Zinc Plating**

**BB-C-LOCK SERIES - DOME HEAD**



D Nom.	Art.Code	F Max.	Grip Range		H Max.	E	Drill No. Hole Size	Shear* LBS	Tensile* LBS
			inch	mm					
4.8 3/16"	BB-C-LOCK 0604	18.2	.062" ~ .250"	1.58 ~ 6.85	10.2	2.3	#10 4.93 ~ 5.18	1300 5785 N	1000 4450 N
6.4 1/4"	BB-C-LOCK 0806	25.3	.080" ~ .375"	2.03 ~ 9.53	13.5	2.9	G 6.6 ~ 7.0	2400 10675 N	1850 8230 N
	BB-C-LOCK 0810	35.6	.080" ~ .625"	2.03 ~ 15.87					

**Material : Stainless Steel**  
**Finish : Polished**

Shear Strength and Tensile Strength marked \* are typical values

Quarter Turn Locks

Compression Locks & Latches

Handle Locks

Rod Control Locks

Electronic Locks

Canopy Locks, Handles & Door Stay

Hinges

9 Fold Accessories

Sealing Profiles

Fan Filter

Panel Fasteners

Sleeve & Termination

Wiring Accessories

Connectors