

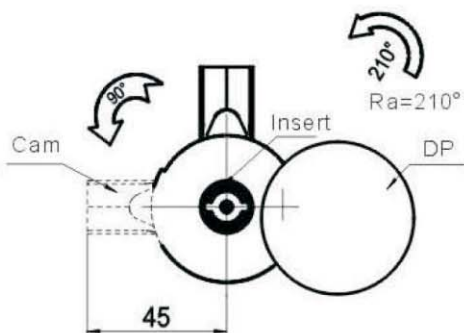
MS823



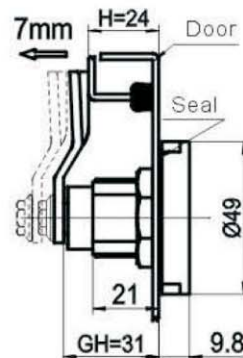
MS823-1



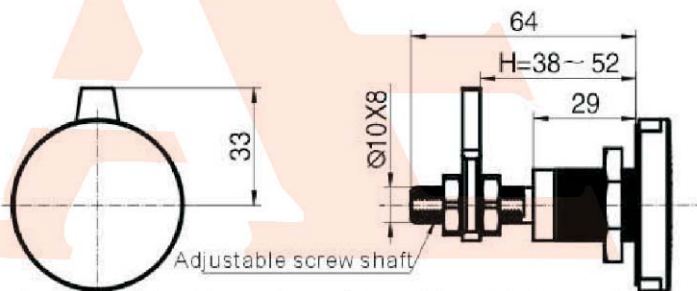
MS823-1A



MS823-1



Cut out



MS823-1A



Default model is marked "●", i.e. Hooked insert. H=24, L=45, cam cutout □8. S1B cam series for selection. Key & accessories selection refer to MS705 comment. Insert selection same to MS817. For model without "●", MOQ500pcs.

Main material and finish: Bright chrome-plated ZDC housing, insert and dustproof cap; zinc-plated steel cam.
Remarks: reference the specification of MS705 to selecting cam.

| | | | |
|-----------|------------|--------------------|--------------|
| MS823-10 | MS823-10A | Triangular 7mm | K15-3、K15-3F |
| MS823-9 | MS823-9A | Slot | |
| MS823-8 | MS823-8A | Square 9mm | |
| MS823-6 | MS823-6A | Square 7mm | K15-6、K15-6F |
| MS823-5 | MS823-5A | Square 8mm | K15-4、K15-4F |
| MS823-4 | MS823-4A | Hexagon male 10mm | K15-9、K15-9F |
| MS823-3 | MS823-3A | Hexagon female 8mm | |
| ● MS823-2 | ● MS823-2A | Hooked | K15-1 |
| MS823-1 | MS823-1A | Triangular 8mm | K15-3、K15-3F |
| CODE | CODE | SPECIFICATION | KEY |