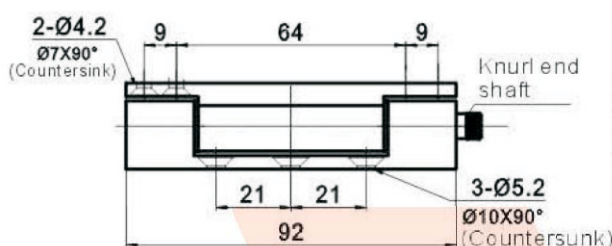
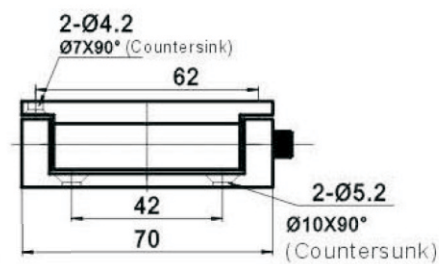




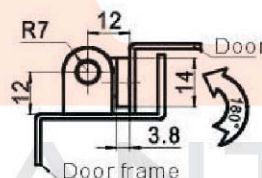
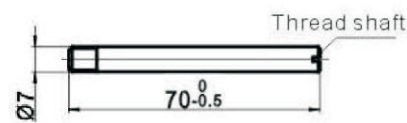
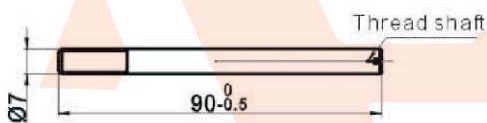
CL240-1
CL240-2



CL240-1



CL240-2



Main material and finish: ALUM hinge;
Nickel plated steel shaft.

CL240-2D	With thread shaft
● CL240-2	With knurl end shaft
CL240-1D	With thread shaft
● CL240-1	With knurl end shaft
CODE	SPECIFICATION